JAMES FALLOWS.

Toy Toad.

No. 118,441. Patented Aug. 29, 1871.

Fig. 1.

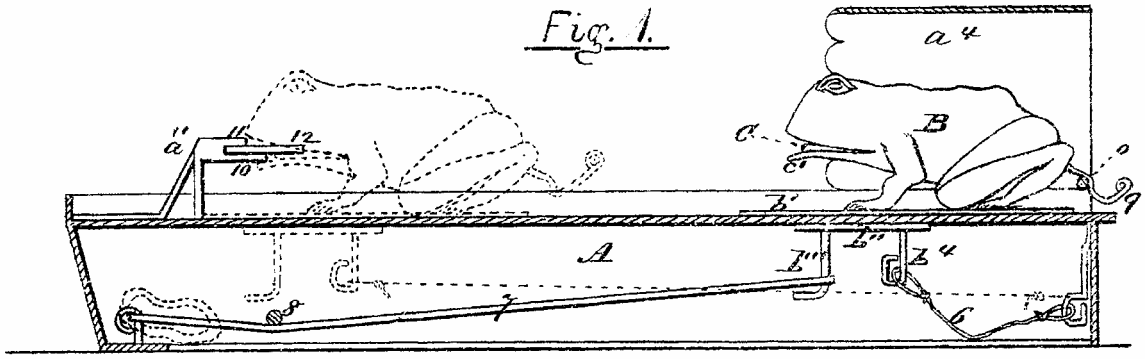

Fig. 2.



Fig 3.

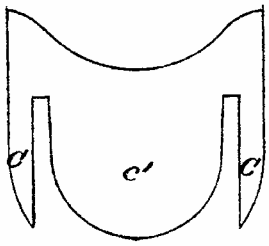

Fig. 4.

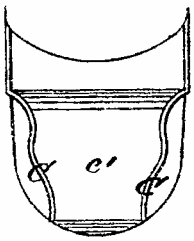

Fig 5.

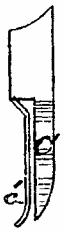

Fig. 6.

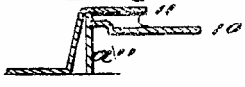

Witnesses:

Wm Morison

Wm H. Morison.

INVENTOR:

James Fallows

UNITED STATES PATENT OFFICE.

JAMES FALLOWS, OF PHILADELPHIA, PENNSYLVANIA.

IMPROVEMENT IN TOY-TOADS.

Specification forming part of Letters Patent No. 118,441, dated August 29, 1871.

To all whom it may concern:

Be it known that I, JAMES FALLOWS, of the city of Philadelphia, in the State of Pennsylvania, have invented certain Improvements in the Toy-Toad, of which the following is a specification:

My improvements relate to the toy in which a toad is caused to advance quickly from its den against a fixed or rigid upright having a projecting shelf upon which a penny (the object to be seized as prey) is loosely placed for the purpose, and by the sudden impact, consequent upon the advance of the toad being thus suddenly checked, causes the said penny to be projected into the open mouth and throat of the animal; and my invention consists in the construction and arrangement, in combination with a toy-toad and case, of the certain devices, hereinafter described, whereby the toad advances, seizes, and swallows the penny, and instantly backs with it into its den and there drops it through an opening in the case; the object of my invention being the production of a more perfectly-operating and interesting toy for children.

Figure 1 is a side elevation, of nearly full size, embodying my invention, the rear side of the case and den being removed in order to show the interior. Fig. 2 is a plan view of the top of the case without the toad and den, and of like size with Fig. 1. Figs. 3, 4, 5 are detached parts of of the mouth and throat of the toad enlarged to full size. Fig. 6 is a vertical central section (longitudinal) of the fixed upright for holding the penny.

The case A is an oblong box entirely open at its bottom, and having in its slightly-sunken top a central longitudinal slot, *a*, extending from the upright penny-holder *a''* near the one end to a large circular opening, *a'''*, at the other end. Over the latter is an arched roof or covering, a^4, which forms the den of the toad B. The animal is fixed rigidly upon a plate of sheet metal, *b'*, which will be free to slide along on the top of the case A, and is fixed, by connections passing through the slot *a'*, to an under plate, *b''*, from which latter project downward the two stems *b'''* b^4, so that all may move together steadily. The stem b^4 is connected to the den end of the case A at 5 by means of a short cord or strip, 6, of gum-elastic. (See Fig. 1.) To hooks at the opposite end of A a small ring of elastic gum, 7, is attached, which can be stretched by one's finger so as to be readily slipped up over lower end of stem *b'''* and be thus retained when the toad is in the den a^4, as shown in the same figure. Across the bottom of the case A, near its penny-holder end, there is fixed a bar, 8, in a position a little lower down in the case than the lower end of the stem *b'''*, so that when the toad is drawn forward by the elastic ring 7 nearly to the extent of the slot *a* the said cross-bar 8 (being above the said elastic ring) will push the latter down off of the stem *b'''*, and thus permit the then stretched and tightened cord 6 to contract and suddenly draw the toad B back into its den a^4, where it will be retained by the catch-hook 9, which passes over and catches behind a cross-bar, *o*, at that end of the case A. The upright *a''* has a projecting shelf, 10, and a cap-plate, 11, connected together at their side edges so as to leave an open space between them in front for the reception and support of a penny, 12, in such a manner that while the latter will be loose yet it will be prevented from being easily thrown off laterally. The mouth and throat of the toad B is produced by cutting sheet metal into the form shown in Fig. 3, then bending each of the tongues C C upward to a right angle with the part *c'*, which forms the lower jaw of the toad. The two parts C C are then bent inward toward each other and so as to form springs which will part readily by the entrance of the penny between them as the toad springs upon it for the purpose, and close around it sufficiently to prevent a withdrawal of the same as the toad immediately afterward springs back again into its den. This lower jaw is soldered fast to the throat-piece of the toad so as to leave a sufficiently open space between the two jaws for a mouth, into which the penny with its supporting and holding-plates 10 11 may freely enter.

In operating this toy, the toad being held in position in the den a^4 by the hook 9, the elastic ring 7 is, by one's finger, stretched along under the cross-bar 8 and slipped up over the lower end of stem *b'''*. The penny 12 is then placed between the plates 10 11 of the upright *a''*, and when the catch-hook 9 is detached from its cross-bar *o* the toad springs forward, takes in the penny, and immediately is drawn back into its den by the spring-cord 6, the elastic ring 7 being just previously detached from the stem *b'''* by the cross-bar 8, and the penny drops down through the hole *a'''*.

I am aware that a patent was granted to George E. Brigman, dated August 16, 1870, for certain arrangements and combinations of mechanical devices with a toy-toad, whereby the toad is caused to suddenly slide forward, strike a lever and platform, and then slightly rebound in such a manner that a penny or other object laid on the platform will be projected by said lever into the open mouth of the toad, which latter has then to be drawn back and reset by hand for repeating the operation. Therefore, I do not desire to claim said combinations and arrangements; but

What I desire to secure by Letters Patent is confined to the following:

1. In combination with the upright *a''*, the two projecting plates 10 11, connected together at their sides and left separate in front, substantially as and for the purpose hereinbefore set forth and described.

2. In combination with the mouth of the toad B, the springs C C, arranged to operate in relation to the penny 12 and its supporting-plates 10 11, substantially as and for the purpose hereinbefore set forth.

3. In combination with the case A and toad B, the gum-elastic strip or ring 7, cross-bar 8, and stem *b'''*, arranged to operate substantially as and for the purpose hereinbefore described and set forth.

JAMES FALLOWS.

Witnesses:
BENJ. MORISON,
WM. H. MORISON.