

J. HALL.
TOY MONEY-BOX.

No. 183,000.

Patented Oct. 10, 1876.

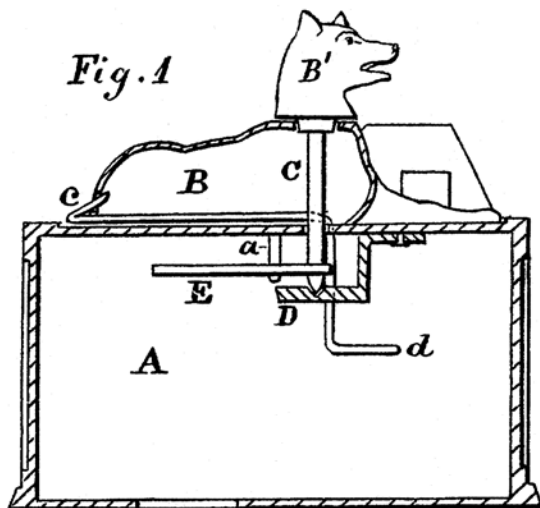


Fig. 2.

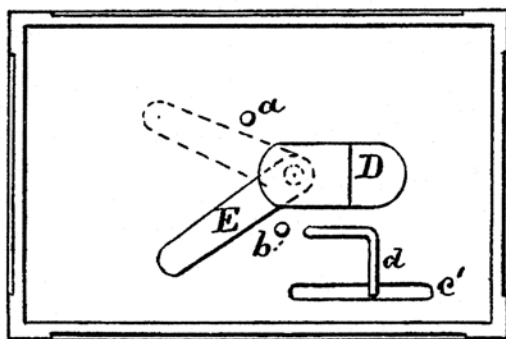
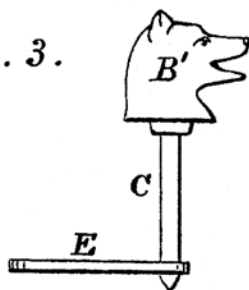


Fig. 3.



Witnesses:
G. B. Towles.
Chas. Mungen.

Inventor:
John Hall
by W. Burris
Attorney.

UNITED STATES PATENT OFFICE.

JOHN HALL, OF WATERTOWN, MASSACHUSETTS.

IMPROVEMENT IN TOY MONEY-BOXES.

Specification forming part of Letters Patent No. 183,000, dated October 10, 1876; application filed March 23, 1876.

To all whom it may concern :

Be it known that I, JOHN HALL, of Watertown, in the county of Middlesex and State of Massachusetts, have invented certain new and useful Improvements in Toy Banks; and do hereby declare that the following is a full, clear, and exact description thereof, which will enable others skilled in the art to which it pertains to make and use the same, reference being had to the accompanying drawings, and to the letters of reference marked thereon, which form a part of this specification.

Figure 1 is a vertical section. Fig. 2 is a view of the under side of the box-cover, showing the step, counter-balance arm, and stops. Fig. 3 is a view of the head of the dog, with spindle and arm detached.

My invention relates to a toy money-box, having the figure of a dog, with a pivoted head; and the invention consists of the mechanism for pivoting and counterbalancing the head, for conveying the money into the box, as hereinafter more fully described.

A is the money-box, and B the figure of a dog, on the top of the box; and B' is the pivoted head, as seen in Fig. 1 of the drawings. C is a spindle, fixed at the upper end to the lower part of the neck, and extending through the body of the dog, and through a hole in the cover of the box, and the lower end, provided with a pivotal point, is pivoted on a step, D, attached to the under side of the cover of the box, as seen in Fig. 1.

The step may be attached to the body of the dog, and extend downward through an opening in the cover of the box.

E is a counter-balance arm, attached to the lower part of the spindle. The under side of the box-cover is provided with stops *a b*, to check the arm E and regulate the movements and position of the head in conveying the money into the box.

The toy is provided with a wire, *c d*, arranged to represent the tail of the dog, the wire extending under the money-slot *c'*, as shown at *d*, for the money to strike against, to give motion to the wire, representing the wagging of the tail, substantially as shown and described in my Patent No. 159,263, dated February 2, 1875.

The spindle and counter-balance arm are adjusted to hold the head with the mouth partly toward the front of the box; but the head is so nearly balanced that a light coin, placed in the mouth, reverses the balance of weight, and turns the mouth toward the money-slot *c'*; and in turning, when the coin is over the slot, the arm strikes the stop *a*, causing the coin to drop, and the counter-balance arm turns the head back to its former position, being checked by the arm striking the stop *b*.

The counter-balance arm is attached to the spindle by means of a male screw on the lower part of the spindle, fitting in a female screw through the end of the arm, or it may be attached in any other preferable way.

In a toy money-box, having the figure of a dog with a pivoted head, I claim—

1. The spindle C, fixed at the upper end to the head of the dog figure, and pivoted at the lower end to the step D, substantially as and for the purposes described.

2. The counter-balance arm E, in combination with the spindle C, step D, and stops *a b*, substantially as and for the purposes described.

In testimony that I claim the foregoing as my own invention, I affix my signature in presence of two witnesses.

JOHN HALL.

Witnesses:

GEO. C. LUNT,
GEORGE R. KIDDER.