

E. LEVAY & E. SAS.
TOY.
APPLICATION FILED MAY 24, 1917.

1,242,820.

Patented Oct. 9, 1917.

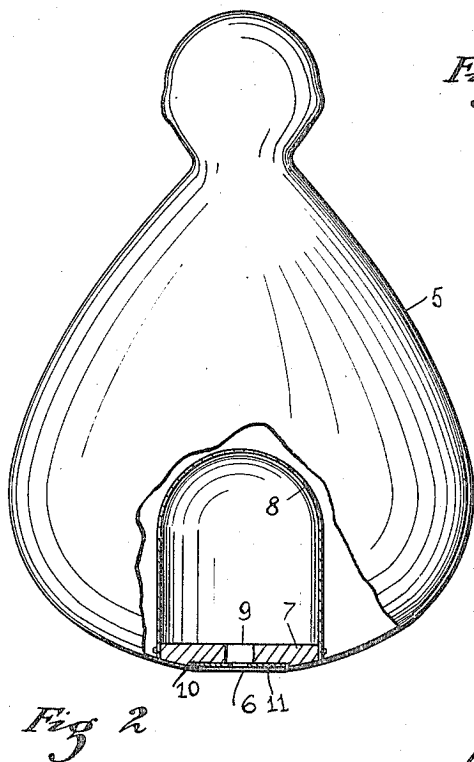


Fig 2

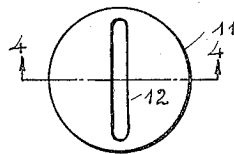


Fig 3

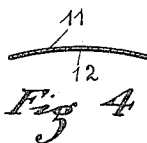
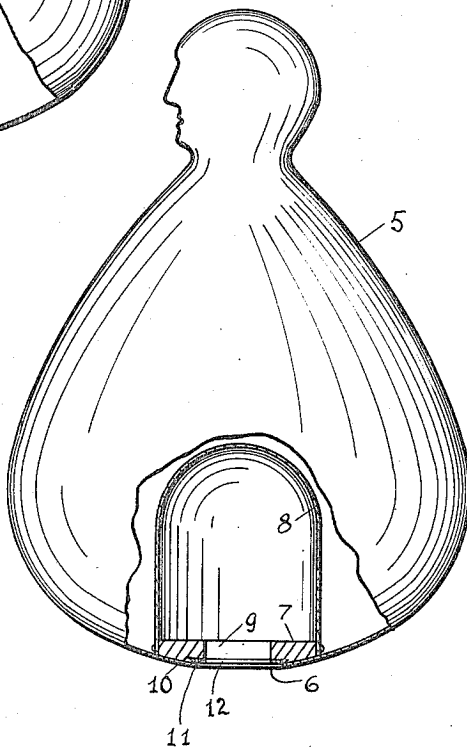


Fig 4

Fig 1



INVENTORS:
ELMER SAS
EUGENE LEVAY
BY *Aladar Hamburger*
their ATTORNEY

UNITED STATES PATENT OFFICE.

EUGENE LEVAY AND ELMER SAS, OF NEW YORK, N. Y.

TOY.

1,242,820.

Specification of Letters Patent.

Patented Oct. 9, 1917.

Application filed May 24, 1917. Serial No. 170,618.

To all whom it may concern:

Be it known that we, EUGENE LEVAY and ELMER SAS, both subjects of the King of Hungary, residing at New York, in the county and State of New York, have invented new and useful Improvements in Toys, of which the following is a specification.

This invention relates to a toy and has as its principal object to provide a combination between an unupsettable doll and a toy bank. A further object is to provide such a toy with a closure with a slot for the admittance of coins which is removable and replaceable, but which will be rendered unsuitable for another use when once removed so that, while in order to remove the money from the bank it is not necessary to spoil the doll, still the temptation of opening the bank too often and taking out the money before the bank is full, is materially reduced by the necessity of providing a new closure after each opening.

In the accompanying drawing:

Figure 1 is a rear elevational, Fig. 2 a side elevational view of the doll, broken open to show the bank in vertical cross section.

Figs. 3 and 4 are plan and sectional views, respectively, of the closure of the bank, before inserted therein.

The same reference character designates the same part throughout the different views.

Referring to the drawing by numerals, 5 is a doll of the unupsettable or self-erecting type, made of some light sheet material, with rounded sides and bottom, except in the center of the latter, which is flat, as at 6. These dolls are usually made with a counterweight in the bottom whereby they always regain their upright position whenever moved out therefrom.

In our invention, the counterweight is replaced by a toy bank, preferably made of a cast metal bottom, 7, and a metal shell 8 with a round top as shown. A slot 9 is pro-

vided in the bottom or base 7 for the admittance of coins into the bank. An undercut recess 10 is made in the outer surface of the base 7, of larger diameter than the length of the slot 9, into which fits a circular, concavo-convex metal plate 11. After being inserted in the recess 10, the plate 11, constituting the closure of the bank, is pressed on until it flattens out and thereby engages firmly the recess 10. In order to remove it therefrom, it must forcibly be pulled out by some tool inserted in the slot 12, with which the plate 11 is provided, which operation will mutilate the plate so that it cannot be used again and a new closure will have to be provided to make the device operative again as a toy bank.

The weight of the bank itself is so calculated as to be sufficient to act as a counterweight in righting up the doll, especially as the heaviest weight is at the bottom, but, when money is deposited therein, the weight of the same will further increase this action, in proportion to the amount of coins deposited, and thus the reaction of the doll when moved out of its erect position is approximately indicative of the amount of coins deposited in the bank, increasing thereby the interest of the child in the toy, and in filling it with coins.

Various changes in the construction of the device, as above described, may be resorted to, without departing from the scope of the present invention, as set forth in the claims hereunto appended.

We claim:—

1. The combination with an unupsettable doll with a toy bank serving as counterweight therefor.

2. A toy comprising, in combination, a doll with round sides and bottom, having a flat portion in the center of the latter, and a toy bank set inside of said doll, near the bottom thereof.

EUGENE LEVAY.
ELMER SAS.